

STANDARD RANGE ADJUSTABLE SPRING BALANCE

ASSEMBLY No.	BALANCING CAPACITY (PER PAIR)		TRAVEL* mm
	lbs.	Kg	
M27	4 - 8	1.8 - 3.6	990
M28	6 - 10	2.7 - 4.5	990
M19	8 - 13	3.6 - 5.9	990
M20	10 - 16	4.5 - 7.3	990
M21	13 - 19	5.9 - 8.6	990
M22	16 - 22	7.3 - 10	990
M23	19 - 25	8.6 - 11.3	990
M24	22 - 27	10 - 12.2	990
M25	25 - 30	11.3 - 13.6	990

BALANCING CAPACITY

A range of nine varying capacities from 1.8 to 13.6 Kg per pair of balances can be obtained, as shown in table.

* Longer tapes can be fitted to a maximum retracting length of 1778mm (70") beyond this length will simply allow the balance to be mounted further away from sash.

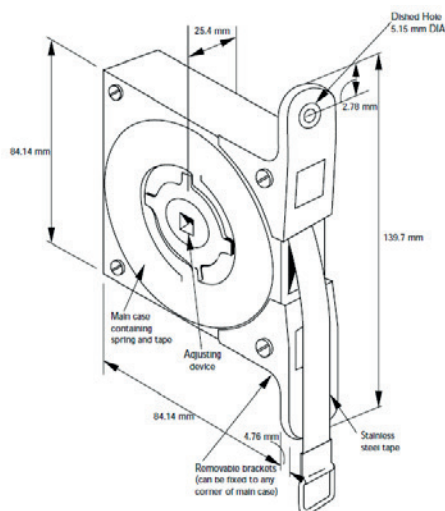
SPECIFICATION A

Mild steel case galvanized, with stainless steel tape.

SPECIFICATION B

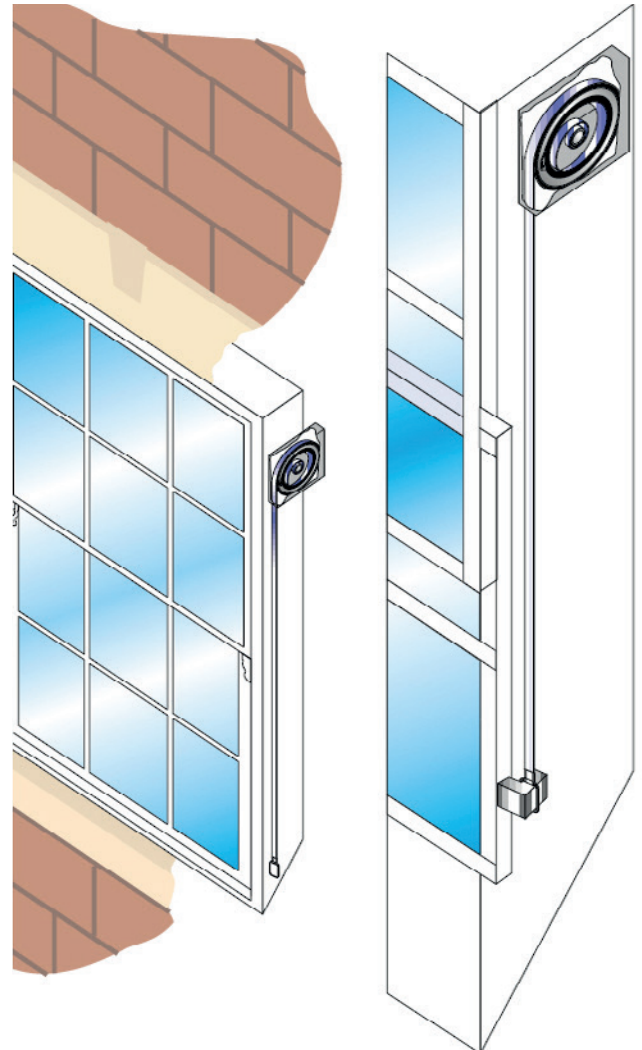
(For specially corrosive conditions.) Brass case with stainless steel tape.

Suitable for upward rising and full drop windows, louvre sashes, service hatches, self-closing doors, etc.



TRAVEL

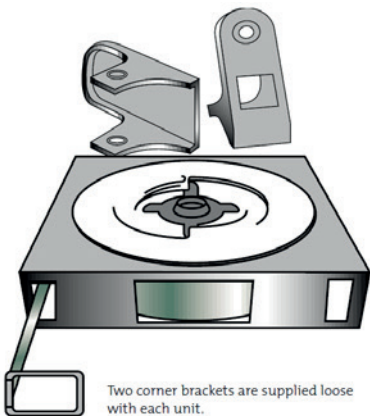
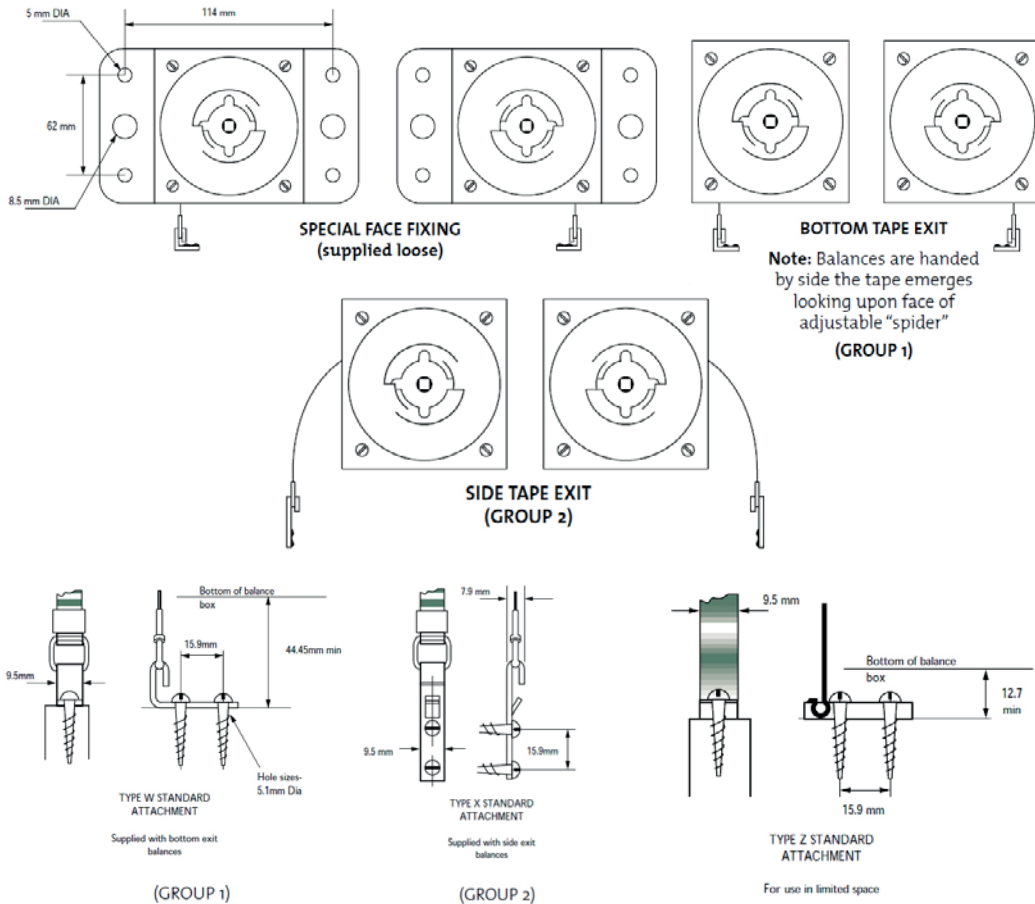
Maximum travel is 990mm (39"). Constant force is only maintained over 609mm (24") travel. When travel exceeds 609mm (24") then it may be necessary to fit catches to ensure the sash stays in position. Longer tapes can be fitted to a maximum retracting length of 1778mm (70") beyond this length will simply allow the balance to be mounted further away from sash.



THE 9S ADJUSTABLE SPRING BALANCE

The Spiroflex "adjustable spring balance" offers varying load capacity for many counterbalancing applications. Used extensively for window counterbalancing and window replacement in both wood and plastic, suitable for upward rising and full drop windows, louvre sashes, service hatches and self closing doors. The unique design offers a stainless steel spring which operates smoothly and silently to give a perfect action.

STANDARD RANGE ADJUSTABLE SPRING BALANCE



IMPORTANT:

1. Quantity required left and right hand.
2. Weight of sash or reference (see table).
3. Mild steel or brass case (Specification A or B).
4. Bottom or side tape exit (Groups 1, 2 or special).
5. Type of attachment (if other than standard) – W, X, Z.
6. Length of tape (if other than standard).

9S ADJUSTABLE SPRING TAPE BALANCE

The balances are sent out with balancing capacity (highest and lowest) of one pair stamped on each case and with the spring tension adjusted to the lowest figure.

When necessary, spring tension can be INCREASED OR DECREASED by rotating adjusting spindle clockwise or anti-clockwise:

IMPORTANT:

1. Ensure arms of adjusting spindle locate firmly under legs of casing.
2. When decreasing tension disengage spindle arms from locating lugs before allowing spindle to unwind.
3. All adjustments must be in one quarter turns.
4. Keep tape free from paint, etc. This affects the working of the balance.
5. Prevent tape from flying back into the balance case as this may kink the tape and/or damage the loop.
6. Always pull tape STRAIGHT out from casing, never in a manner which causes it to rub or pull against casing slots.
7. Balances are supplied already packed with grease, they require no further lubrication or maintenance.
8. Adjustment should only be made when the tape is extended to the full travel required.